



This sweater is inspired by the aurora.
It is worked seamlessly from the top down.

YARN

MC;

Cascade Yarns Heritage

[100g / 400m / 75% wool, 25% nylon]

col.5672 Black approximately 200g / 800m

CC;

Viking Yarns Stellar Sock

[100g / 400m / 75% wool, 20% nylon, 5% stellina]

col.Petrol approximately 100g / 400m

NEEDLES

3.3mm/JP4 circular needle

3.9mm/JP6 circular needle

GAUGE

21sts and 40rows = 10cm

In Brioche pattern (Chart on page 2) with 3.9mm/JP6 needle

NOTIONS






Stitch markers

Markers

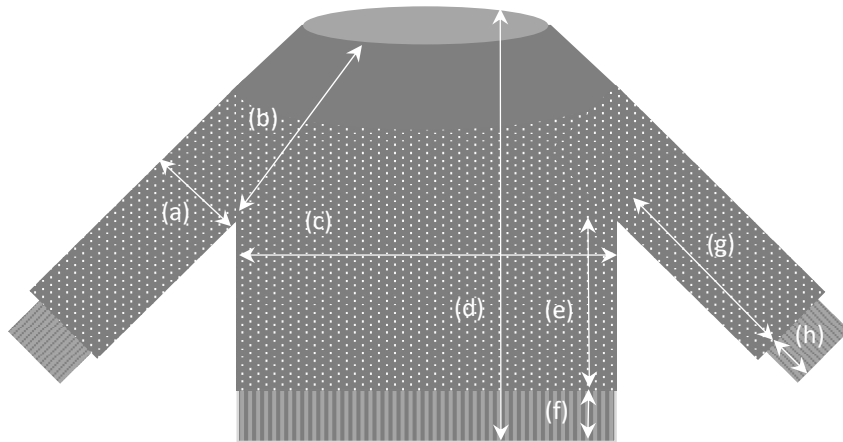
MEASUREMENTS

- a : 15cm
- b : 23cm
- c : 51cm
- d : 52cm
- e : 25cm
- f : 8cm
- g : 33cm
- h : 6.5cm

CHART

-  K1 with MC
-  P1 with MC
-  Brk1 with MC
-  K1 with CC
-  Sl1yo with CC

| | | |
|---|---|----|
| - | - | 15 |
| | B | 14 |
| | n | 13 |
| B | | 12 |
| n | | 11 |
| | B | 10 |
| | n | 9 |
| B | | 8 |
| n | | 7 |
| | B | 6 |
| | n | 5 |
| B | | 4 |
| n | | 3 |
| | B | 2 |
| | n | 1 |
| 2 | 1 | |



Finished body circumference approximately 104cm

ABBREVIATIONS

- R: Round
- SR: Short Row

- MC: Main Color yarn
- CC: Contrast Color yarn
- RS: Right Side
- WS: Wrong Side
- CO: Cast on
- BO: Bind off
- BOR: Beginning Of Round
- M: Marker
- PM: Place Marker
- SM: Slip Marker
- RM: Remove Marker
- []: repeat []
- bef: before
- K: Knit
- P: Purl
- tbl: through back loop
- Sl: Slip
- MDS: Make Double Stitch
- DS: Double Stitch
- KDS: Knit Double Stitch
- PDS: Purl Double Stitch
- Sl1yo: Slip 1 yarn over
- Brk: Brioche knit
- Brp: Brioche purl
- Kfb: Knit into front and back of stitch
- K2to: Knit 2 stitches together
- SSK: Slip, Slip, Knit 2 sts together through back loop
- inc: increase
- dec: decrease
- st(s): stitch(es)
- Chart: Work Chart

Sec.1: Neck

Use **3.3mm/JP4** circular needle and **MC**

- R1: **CO126**, PM for BOR, Join to work in the round
> BOR is at the back of the right sleeve
- R2: SM, [P1, Sl1] to M
- R3: SM, [P1, K1 tbl] to M
- R4-9: [R2-3] 3 times
- R10: SM, P to M

Sec.2: Yoke

Change to **3.9mm/JP6** circular needle

Set Up: SM, K to M

Start **German Short Row**

- SR1(RS): SM, [K1, Sl1yo] 5 times, K1, Turn
- SR2(WS): MDS, [Brp1, P1] to M, SM, [Sl1yo, P1] 25 times, Turn
- SR3(RS): MDS, [Brk1, K1] to 1 st bef M, Brk1, SM,
[Sl1yo, K1] to DS, KDS, [K1, Sl1yo] 2 times, K1, Turn
- SR4(WS): MDS, [Brp1, P1] 2 times, P1, [P1, Brp1] to M, SM,
[P1, Sl1yo] to 1 st bef DS, P1, PDS,
[P1, Sl1yo] 2 times, P1, Turn
- SR5(RS): MDS, [Brk1, K1] 2 times, K1, [K1, Brk1] to 1 st bef M,
K1, SM, [K1, Sl1yo] to 1 st bef DS, K1, KDS,
[K1, Sl1yo] 2 times, K1, Turn
- SR6(WS): MDS, [Brp1, P1] 2 times, P1, [P1, Brp1] to 1 st bef M,
P1, SM, [Sl1yo, P1] to DS, PDS, [P1, Sl1yo] 2 times,
P1, Turn

- SR7(RS): MDS, [Brk1, K1] 2 times, K1, [K1, Brk1] to M, SM,
[Sl1yo, K1] to DS, KDS, [K1, Sl1yo] 2 times, K1, Turn
- SR8-10: SR4-6
- SR11(RS): MDS, [Brk1, K1] 2 times, K1, [K1, Brk1] to M

End **German Short Row**

- R1: SM, [Sl1yo, K1] to DS, KDS, [K1, Sl1yo] to 1 st bef DS,
K1, KDS, [K1, Sl1yo] to 1 st bef M, K1
- R2: SM, [Brk1, K1] 15 times, K1, [K1, Brk1] 12 times, K3,
[Brk1, K1] to M
- R3: SM, [K1, Sl1yo] to M
- R4: SM, [K1, Brk1] to M
- R5: SM, [Sl1yo, K1] to M
- R6: SM, [Brk1, K1] to M
- R7-14: [R3-6] 2 times
- R15: SM, P to M
- R16: SM, [K2, Kfb] to M
> 42 sts inc, 168 sts in total

Join **CC** and Start **Chart** (See page 2)

- R17-31: SM, [Chart] to M
- R32(MC): SM, [K3, Kfb] to M
>42 sts inc, 210 sts in total
- R33-47: SM, [Chart] to M
- R48(MC): SM, [K4, Kfb] to M
>42 sts inc, 252 sts in total
- R49-63: SM, [Chart] to M
- R64(MC): SM, [K5, Kfb] to M
>42 sts inc, 294 sts in total
- R65-79: SM, [Chart] to M

Sec.3: Body

Separate Sleeves and Body

Set Up: SM, Place 56 sleeve stitches on a holder, CO10, K6
[Kfb, K5] 14 times, K1,
Place 56 sleeve stitches on a holder, CO10, K6,
[Kfb, K5] 14 times, K1

>230 sts in total for body

R1-15: SM, [Chart] to M

R16(MC): SM, K to M

R17-96: [R1-16] 5 times

Join CC and Start Chart (See page 2)

R1-15: SM, [Chart] to M

R16(MC): SM, K to M

R17-48: [R1-16] 2 times

R49-63: SM, [Chart] to M

R64(MC): SM, K2to, K to 2 sts bef M, SSK
> 2 sts dec, 64 sts in total

R65-112: [R49-64] 3 times

> 6 sts dec, 58 sts in total

R113-127: SM, [Chart] to M

R128(MC): SM, K to M

Break CC

Sec.4: Hem

R1: SM, [P1, Sl1] to M

R2: SM, [P1, K1 tbl] to M

R3-34: [R1-2] 16 times

R35: R1

R36: BO all stitches in R2 pattern

Break CC

Sec.6: Cuffs

R1: SM, [P1, Sl1] to M

R2: SM, [P1, K1 tbl] to M

R3-24: [R1-2] 11 times

R25: R1

R26: BO all stitches in R2 pattern

Sec.5: Sleeves

Use 3.9mm/JP6 circular needle and MC

Set Up: Begin at the center of the underarm,
Pick up and knit 5sts from the underarm,
K56 from a holder, Pick up and knit 5sts from underarm,
PM for BOR, Join to work in the round

> 66 sts in total